



Shareholding Pattern under Regulation 31 of SEBI (Listing Obligations and Disclosure Requirements) Regulations, 2015			
1.	Name of Listed Entity: Crest Ventures Limited		
2.	Scrip Code/Name of Scrip/Class of Security: 511413		
3.	Share Holding Pattern Filed under: Reg. 31(1)(a)/Reg. 31(1)(b)/Reg.31(1)(c)		
	a.	If under 31(1)(b) then indicate the report for Quarter ending	
	b.	If under 31(1)(c) then indicate date of allotment/extinguishment	
4.	Declaration: The Listed entity is required to submit the following declaration to the extent of submission of information:-		
	Particulars	Yes*	No*
1	Whether the Listed Entity has issued any partly paid up shares?		No
2	Whether the Listed Entity has issued any Convertible Securities or Warrants?		No
3	Whether the Listed Entity has any shares against which depository receipts are issued?		No
4	Whether the Listed Entity has any shares in locked-in?		No
5	Whether any shares held by promoters are pledge or otherwise encumbered?		No
* If the Listed Entity selects the option 'No' for the questions above, the columns for the partly paid up shares, Outstanding Convertible Securities/Warrants, depository receipts, locked-in shares, No of shares pledged or otherwise encumbered by promoters, as applicable, shall not be displayed at the time of dissemination on the Stock Exchange website. Also wherever there is 'No' declared by Listed Entity in above table the values will be considered as 'Zero' by default on submission of the format of			
GENERATED ON :06/10/2016		NSDL : 30/09/2016	CDSL :30/09/2016

For Crest Ventures Limited


Company Secretary

Crest Ventures Limited


Table I - Summary Statement holding of specified securities

Category	Category of shareholder	Nos. of shareholders	No. of fully paid up equity shares held	No. of Partly paid-up equity shares held	No. of shares underlying Depository Receipts	Total nos. shares held	Shareholding as a % of total no. of shares (calculated as per SCRR, 1957)	Number of Voting Rights held in each class of securities			No. of Shares Underlying Outstanding convertible securities (including Warrants)	Shareholding, as a % assuming full conversion of convertible securities (as a percentage of diluted share capital)	Number of Locked in shares		Number of Shares pledged or otherwise encumbered		Number of equity shares held in dematerialised form	
								No of Voting Rights					Total as a % of (A+B+C)	No. (a)	As a % of total Shares held(b)	No. (a)		As a % of total Shares held(b)
								Class eg: X	Class eg: y	Total								
(I)	(II)	(III)	(IV)	(V)	(VI)	(VII) =	(VIII) As a %	(IX)			(X)	(XI)= (VII)+(X)	(XII)		(XIII)		(XIV)	
(A)	Promoter & Promoter Group	5	9937791	0	0	9937791	57.2124	9937791	0	9937791	57.2124	0	0.0000	0	0.0000	0	0.0000	9937791
(B)	Public	4298	7432209	0	0	7432209	42.7876	7432209	0	7432209	42.7876	0	0.0000	NA	NA	NA	NA	7339690
(C)	Non Promoter - Non Public				0				0			0	0.0000	NA	NA	NA	NA	
(C1)	Shares Underlying DRs	0	0	0	0	0	0.0000	0	0	0	0.0000	0	0.0000	NA	NA	NA	NA	0
(C2)	Shares Held By Employee Trust	0	0	0	0	0	0.0000	0	0	0	0.0000	0	0.0000	NA	NA	NA	NA	0
	Total	4303	17370000	0	0	17370000	100.0000	17370000	0	17370000	100.0000	0	0.0000	0	0.0000	0	0.0000	17277481

GENERATED ON :06/10/2016

NSDL : 30/09/2016

CDSL :30/09/2016



Crest Ventures Limited

Table II - Statement showing shareholding pattern of the Promoter and Promoter Group

	Category & Name of the shareholders	PAN	Nos. of shareholders	No. of fully paid up equity shares held	Partly paid-up equity shares held	No. of shares underlying Depository Receipts	Total nos. shares held	Shareholding % calculated as per SCRR, 1957 As a % of (A+B+C2)	Number of Voting Rights held in each class of securities			No. of Shares Underlying Outstanding convertible securities (including Warrants)	Shareholding, as a % assuming full conversion of convertible securities (as a	Number of Locked in shares		Number of Shares pledged or otherwise encumbered		Number of equity shares held in dematerialised form	
									No of Voting Rights		Total as a % of (A+B+C)			No. (a)	As a % of total Shares held(b)	No. (a)	As a % of total Shares held(b)		
									Class eg: X	Class eg: y									Total
	(I)	(II)	(III)	(IV)	(V)	(VI)	(VII) =	(VIII) As a	(IX)			(X)	(XI)=	(XII)		(XIII)		(XIV)	
1	Indian																		
(a)	Individuals / Hindu Undivided Family		1	944435	0	0	944435	5.4372	944435	0	944435	5.4372	0	5.4372	0	0.0000	0	0.0000	944435
	Vijay K Choraria	AECPC6810N	1	944435	0	0	944435	5.4372	944435	0	944435	5.4372	0	5.4372	0	0.0000	0	0.0000	944435
(b)	Central Government / State Government(s)		0	0	0	0	0	0.0000	0	0	0	0.0000	0	0.0000	0	0.0000	0	0.0000	0
(c)	Financial Institutions / Banks		0	0	0	0	0	0.0000	0	0	0	0.0000	0	0.0000	0	0.0000	0	0.0000	0
(d)	Any Other (Specify)		4	8993356	0	0	8993356	51.7752	8993356	0	8993356	51.7752	0	51.7752	0	0.0000	0	0.0000	8993356
	Bodies Corporate		4	8993356	0	0	8993356	51.7752	8993356	0	8993356	51.7752	0	51.7752	0	0.0000	0	0.0000	8993356
	Fine Estates Pvt Ltd	AAACF2738F	1	7147112	0	0	7147112	41.1463	7147112	0	7147112	41.1463	0	41.1463	0	0.0000	0	0.0000	7147112
	AK Equities Private Limited	AACA6830F	1	1238404	0	0	1238404	7.1296	1238404	0	1238404	7.1296	0	7.1296	0	0.0000	0	0.0000	1238404
	V J Finsecurities Private Limited	AAACV8436G	1	606840	0	0	606840	3.4936	606840	0	606840	3.4936	0	3.4936	0	0.0000	0	0.0000	606840
	Priyanka Finance Private Limited	AAACP4293K	1	1000	0	0	1000	0.0058	1000	0	1000	0.0058	0	0.0058	0	0.0000	0	0.0000	1000
	Sub Total (A)(1)		5	9937791	0	0	9937791	57.2124	9937791	0	9937791	57.2124	0	57.2124	0	0.0000	0	0.0000	9937791
2	Foreign																		
(a)	Individuals (Non-Resident Individuals / Foreign Individuals)		0	0	0	0	0	0.0000	0	0	0	0.0000	0	0.0000	0	0.0000	0	0.0000	0
(b)	Government		0	0	0	0	0	0.0000	0	0	0	0.0000	0	0.0000	0	0.0000	0	0.0000	0
(c)	Institutions		0	0	0	0	0	0.0000	0	0	0	0.0000	0	0.0000	0	0.0000	0	0.0000	0
(d)	Foreign Portfolio Investor		0	0	0	0	0	0.0000	0	0	0	0.0000	0	0.0000	0	0.0000	0	0.0000	0
(e)	Any Other (Specify)		0	0	0	0	0	0.0000	0	0	0	0.0000	0	0.0000	0	0.0000	0	0.0000	0
	Sub Total (A)(2)		0	0	0	0	0	0.0000	0	0	0	0.0000	0	0.0000	0	0.0000	0	0.0000	0
	Total Shareholding Of Promoter And Promoter Group (A)=(A)(1)+(A)(2)		5	9937791	0	0	9937791	57.2124	9937791	0	9937791	57.2124	0	57.2124	0	0.0000	0	0.0000	9937791

Details of Shares which remain unclaimed may be given hear along with details such as number of shareholders, outstanding shares held in demat/unclaimed suspense account, voting rights which are frozen etc.

Note :


(1) PAN would not be displayed on website of Stock Exchange(s)

(2) The term 'Encumbrance' has the same meaning as assigned under regulation 28(3) of SEBI (Substantial Acquisition of Shares and Takeovers) Regulations, 2011.

GENERATED ON :06/10/2016

NSDL : 30/09/2016


CDSL :30/09/2016



Crest Ventures Limited

Table III - Statement showing shareholding pattern of the Public shareholder

	Category & Name of the shareholders	PAN	Nos. of shareholders	No. of fully paid up equity shares held	Partly paid-up equity shares held	No. of shares underlying Depository Receipts	Total nos. shares held	Shareholding % calculated as per SCRR, 1957 As a % of (A+B+C2)	Number of Voting Rights held in each class of securities			No. of Shares Underlying Outstanding convertible securities	Shareholding, as a % assuming full conversion of convertible securities	Number of Locked in shares		Number of Shares pledged or otherwise encumbered		Number of equity shares held in dematerialised form	
									No of Voting Rights					Total as a % of (A+B+C)	No. (a)	As a % of total Shares held(b)	No. (a)		As a % of total Shares held(b)
									Class eg: X	Class eg: Y	Total								
	(I)	(II)	(III)	(IV)	(V)	(VI)	(VII) =	(VIII) As a % of (A+B+C2)	(IX)			(X)	(XI)=	(XII)		(XIII)		(XIV)	
1	Institutions																		
(a)	Mutual Fund		0	0	0	0	0	0.0000	0	0	0	0.0000	0	0.0000	0	0.0000	NA	NA	0
(b)	Venture Capital Funds		0	0	0	0	0	0.0000	0	0	0	0.0000	0	0.0000	0	0.0000	NA	NA	0
(c)	Alternate Investment Funds		0	0	0	0	0	0.0000	0	0	0	0.0000	0	0.0000	0	0.0000	NA	NA	0
(d)	Foreign Venture Capital Investors		0	0	0	0	0	0.0000	0	0	0	0.0000	0	0.0000	0	0.0000	NA	NA	0
(e)	Foreign Portfolio Investor		3	1140000	0	0	1140000	6.5630	1140000	0	1140000	6.5630	0	6.5630	0	0.0000	NA	NA	1140000
	Orange Mauritius Investments Limited	AABCO0594R		630000	0	0	630000	3.6269	630000	0	630000	3.6269	0	3.6269	0	0.0000	NA	NA	630000
	Hypnos Fund Limited	AACCH6785N		485000	0	0	485000	2.7922	485000	0	485000	2.7922	0	2.7922	0	0.0000	NA	NA	485000
(f)	Financial Institutions / Banks		0	0	0	0	0	0.0000	0	0	0	0.0000	0	0.0000	0	0.0000	NA	NA	0
(g)	Insurance Companies		2	624065	0	0	624065	3.5928	624065	0	624065	3.5928	0	3.5928	0	0.0000	NA	NA	624065
	General Insurance Corporation Of India	AAACG0615N		337373	0	0	337373	1.9423	337373	0	337373	1.9423	0	1.9423	0	0.0000	NA	NA	337373
	United India Insurance Company Limited	AAACU5552C		286692	0	0	286692	1.6505	286692	0	286692	1.6505	0	1.6505	0	0.0000	NA	NA	286692
(h)	Provident Funds/ Pension Funds		0	0	0	0	0	0.0000	0	0	0	0.0000	0	0.0000	0	0.0000	NA	NA	0
(i)	Any Other (Specify)		0	0	0	0	0	0.0000	0	0	0	0.0000	0	0.0000	0	0.0000	NA	NA	0
	Sub Total (B)(1)		5	1764065	0	0	1764065	10.1558	1764065	0	1764065	10.1558	0	10.1558	0	0.0000	NA	NA	1764065
2	Central Government/ State Government(s)/ President of India																		
	Sub Total (B)(2)		0	0	0	0	0	0.0000	0	0	0	0.0000	0	0.0000	0	0.0000	NA	NA	0
3	Non-Institutions																		
(a)	Individuals			0	0												NA	NA	
	i. Individual shareholders holding nominal share capital up to Rs. 2 lakhs.		3913	1408588	0	0	1408588	8.1093	1408588	0	1408588	8.1093	0	8.1093	0	0.0000	NA	NA	1316319
	ii. Individual shareholders holding nominal share capital in excess of Rs. 2 lakhs.		14	1109173	0	0	1109173	6.3856	1109173	0	1109173	6.3856	0	6.3856	0	0.0000	NA	NA	1109173
	Darshit Kapurchand Shah	BBLPS3607L		219178	0	0	219178	1.2618	219178	0	219178	1.2618	0	1.2618	0	0.0000	NA	NA	219178
	Pulkit.N.Sekharia	AALPS0211N		225000	0	0	225000	1.2953	225000	0	225000	1.2953	0	1.2953	0	0.0000	NA	NA	225000
(b)	NBFCs registered with RBI		0	0	0	0	0	0.0000	0	0	0	0.0000	0	0.0000	0	0.0000	NA	NA	0
(c)	Employee Trusts		0	0	0	0	0	0.0000	0	0	0	0.0000	0	0.0000	0	0.0000	NA	NA	0
(d)	Overseas Depositories(holding DRs) (balancing figure)		0	0	0	0	0	0.0000	0	0	0	0.0000	0	0.0000	0	0.0000	NA	NA	0
(e)	Any Other (Specify)		366	3150383	0	0	3150383	18.1369	3150383	0	3150383	18.1369	0	18.1369	0	0.0000	NA	NA	3150133
	Hindu Undivided Family		172	177607	0	0	177607	1.0225	177607	0	177607	1.0225	0	1.0225	0	0.0000	NA	NA	177607
	Non Resident Indians (Non Repat)		12	2503973	0	0	2503973	14.4155	2503973	0	2503973	14.4155	0	14.4155	0	0.0000	NA	NA	2503973
	Pishu V Chainani	ALSPC9281A		2500000	0	0	2500000	14.3926	2500000	0	2500000	14.3926	0	14.3926	0	0.0000	NA	NA	2500000
	Non Resident Indians (Repat)		41	111497	0	0	111497	0.6419	111497	0	111497	0.6419	0	0.6419	0	0.0000	NA	NA	111497
	Clearing Member		51	30570	0	0	30570	0.1760	30570	0	30570	0.1760	0	0.1760	0	0.0000	NA	NA	30570
	Bodies Corporate		90	326736	0	0	326736	1.8810	326736	0	326736	1.8810	0	1.8810	0	0.0000	NA	NA	326486
	Sub Total (B)(3)		4293	5668144	0	0	5668144	32.6318	5668144	0	5668144	32.6318	0	32.6318	0	0.0000	NA	NA	5575625
	Total Public Shareholding (B)= (B)(1)+(B)(2)+(B)(3)		4298	7432209	0	0	7432209	42.7876	7432209	0	7432209	42.7876	0	42.7876	0	0.0000	NA	NA	7339690



Details of the shareholders acting as persons in Concert including their Shareholding (No. and %):

No. of shareholders	No. of Shares
---------------------	---------------

Details of Shares which remain unclaimed may be given here along with details such as number of shareholders, outstanding shares held in demat/unclaimed suspense account, voting rights which are frozen etc.

Note :

(1) PAN would not be displayed on website of Stock Exchange(s).

(2) The above format needs to disclose name of all holders holding more than 1% of total number of shares

(3) W.r.t. the information pertaining to Depository Receipts, the same may be disclosed in the respective columns to the extent information available and the balance to be disclosed as held by custodian.

GENERATED ON :06/10/2016

NSDL : 30/09/2016

CDSL :30/09/2016



Crest Ventures Limited

Table IV - Statement showing shareholding pattern of the Non Promoter- Non Public shareholder

	Category & Name of the shareholders	PAN	Nos. of shareholders	No. of fully paid up equity shares held	Partly paid-up equity shares held	No. of shares underlying Depository Receipts	Total nos. shares held	Shareholding % calculated as per SCRR, 1957 As a % of (A+B+C2)	Number of Voting Rights held in each class of securities			No. of Shares Underlying Outstanding convertible securities	Shareholding, as a % assuming full conversion of convertible securities	Number of Locked In shares		Number of Shares pledged or otherwise encumbered		Number of equity shares held in dematerialised form	
									No of Voting Rights					Total as a % of (A+B+C)	No. (a)	As a % of total Shares held(b)	No. (a)		As a % of total Shares held(b)
									Class eg: X	Class eg: y	Total								
	(I)	(II)	(III)	(IV)	(V)	(VI)	(VII) =	(VIII) As a	(IX)			(X)	(XI)=	(XII)		(XIII)		(XIV)	
1	Custodian/DR Holder		0	0	0	0	0	0.0000	0	0	0	0.0000	0	0.0000	0	0.0000	NA	NA	0
2	Employee Benefit Trust (under SEBI (Share based Employee Benefit) Regulations, 2014)		0	0	0	0	0	0.0000	0	0	0	0.0000	0	0.0000	0	0.0000	NA	NA	0
	Total Non-Promoter- Non Public Shareholding (C)= (C)(1)+(C)(2)		0	0	0	0	0	0.0000	0	0	0	0.0000	0	0.0000	0	0.0000	NA	NA	0

Note :
 (1) PAN would not be displayed on website of Stock Exchange(s).
 (2) The above format needs to disclose name of all holders holding more than 1% of total number of shares
 (3) W.r.t. the information pertaining to Depository Receipts, the same may be disclosed in the respective columns to the extent information available and the balance to be disclosed as held by custodian.

GENERATED ON :06/10/2016 NSDL : 30/09/2016 CDSL :30/09/2016

For Crest Ventures Limited

Anudab
 Company Secretary